

DefiniMax4012HO Larger Vented Cabinet

By Jerry McNutt, Eminence Speaker LLC

Displacement Limited to 350 Watts; F3 of 49 Hz with a slow roll-off. Good Bass guitar bottom end or small sub cabinet.

Box Properties

--Description--

Name:

Type: Vented Box

Shape: Prism, square

--Box Parameters--

Vb = 2.162 cu.ft

V(total) = 2.535 cu.ft

Fb = 41.28 Hz

QL = 7

F3 = 49.36 Hz

Fill = minimal

--Vents--

No. of Vents = 2

Vent shape = round

Vent ends = one flush

Dv = 4 in

Lv = 14.37 in

Driver Properties

--Description--

Name:

Type: Standard one-way driver

--Configuration--

No. of Drivers = 1

--Driver Parameters--

Fs = 45.98 Hz

Qms = 5.74

Vas = 59.42 liters

Xmax = 6.2 mm

Sd = 552 sq.cm

Qes = 0.38

Re = 5.85 ohms

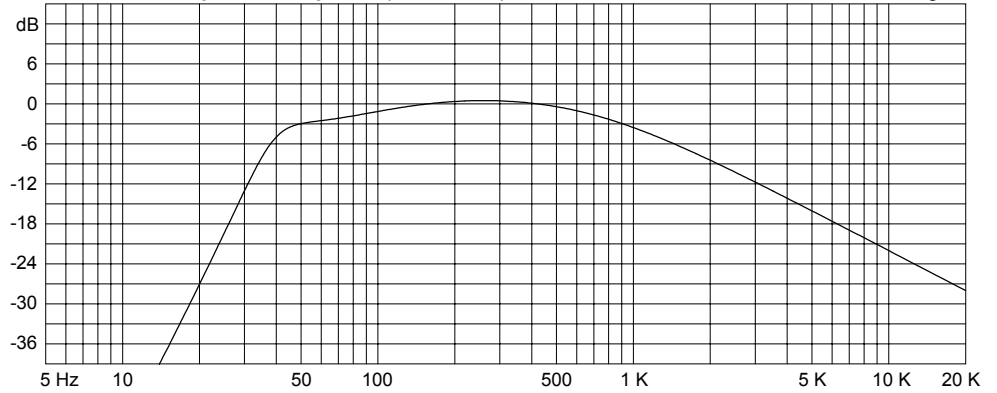
Le = 1.17 mH

Z = 8 ohms

Pe = 600 watts

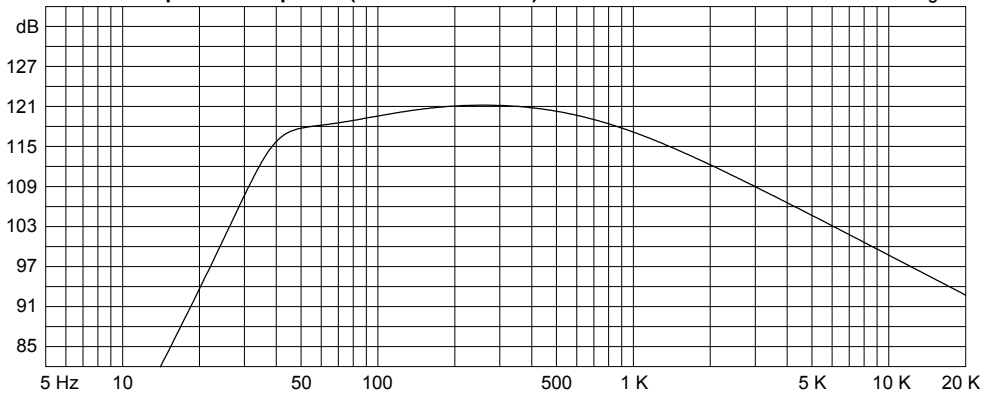
Normalized Amplitude Response (dB-SPL/Hz)

Eminence Designer



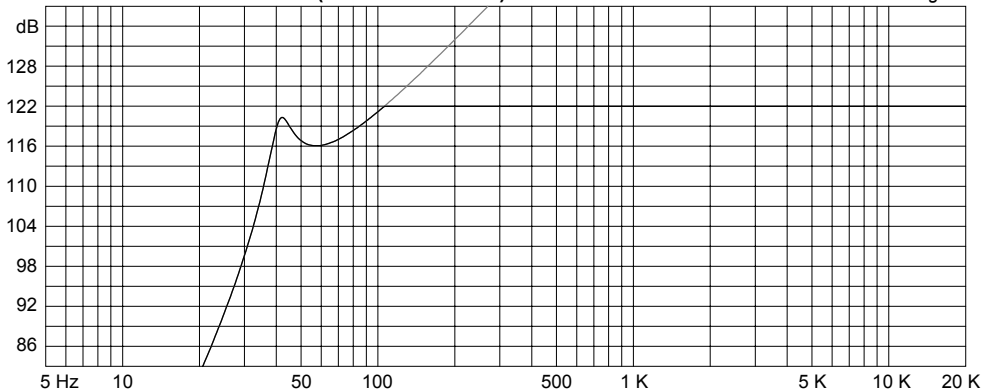
Custom Amplitude Response (dB-SPL/Hz at 1 m) with 350 watts

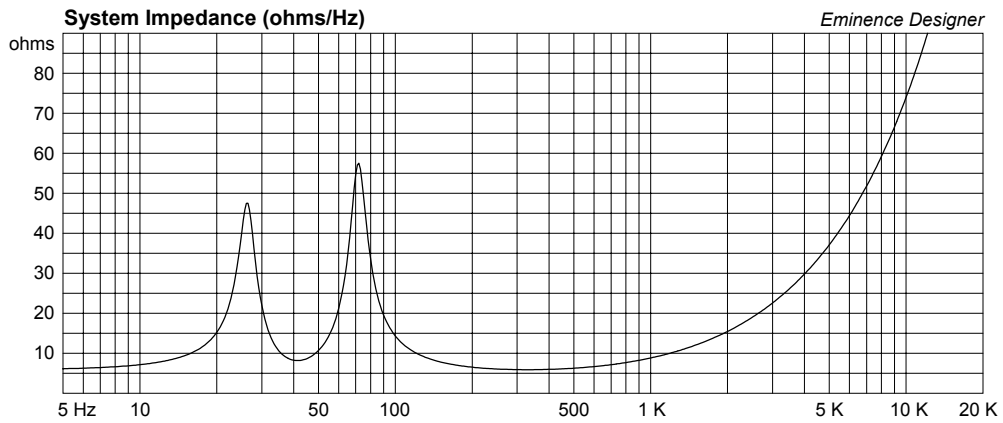
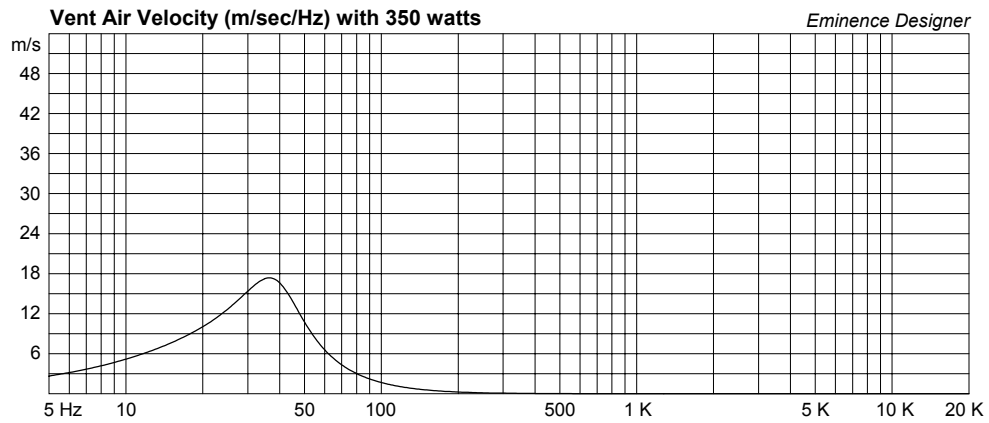
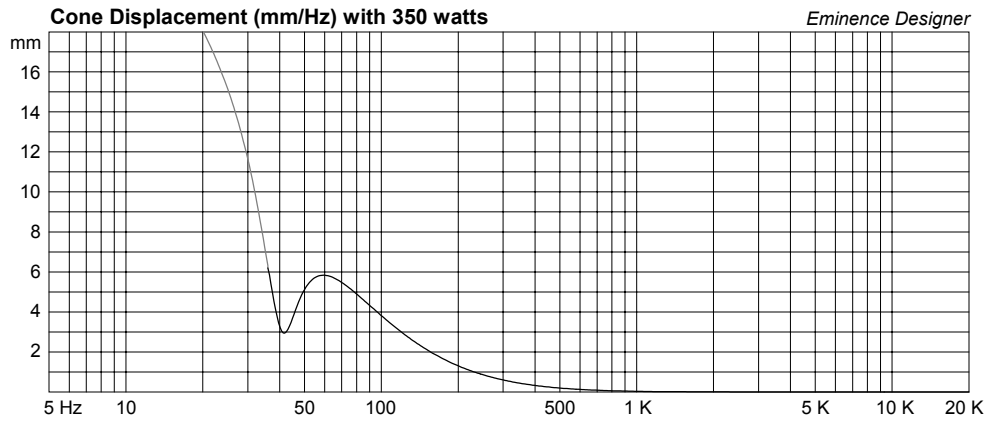
Eminence Designer



Maximum Acoustic Power (dB-SPL/Hz at 1 m)

Eminence Designer





DefiniMax4012HO Med Vented Cabinet

By Jerry McNutt, Eminence Speaker LLC

Thermally Limited to 600 Watts; F3 of 54 Hz. Use a steep high pass at 50 Hz.

Box Properties

--Description--

Name:

Type: Vented Box

Shape: Prism, square (optimum)

--Box Parameters--

Vb = 1.5 cu.ft

V(total) = 1.805 cu.ft

Fb = 56 Hz

QL = 7

F3 = 53.79 Hz

Fill = minimal

--Vents--

No. of Vents = 2

Vent shape = round

Vent ends = one flush

Dv = 4 in

Lv = 10.22 in

Driver Properties

--Description--

Name:

Type: Standard one-way driver

--Configuration--

No. of Drivers = 1

--Driver Parameters--

Fs = 45.98 Hz

Qms = 5.74

Vas = 59.42 liters

Xmax = 6.2 mm

Sd = 552 sq.cm

Qes = 0.38

Re = 5.85 ohms

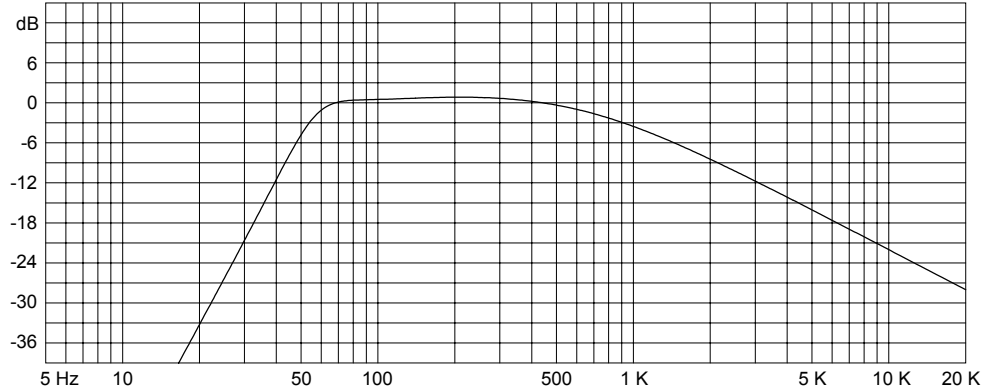
Le = 1.17 mH

Z = 8 ohms

Pe = 600 watts

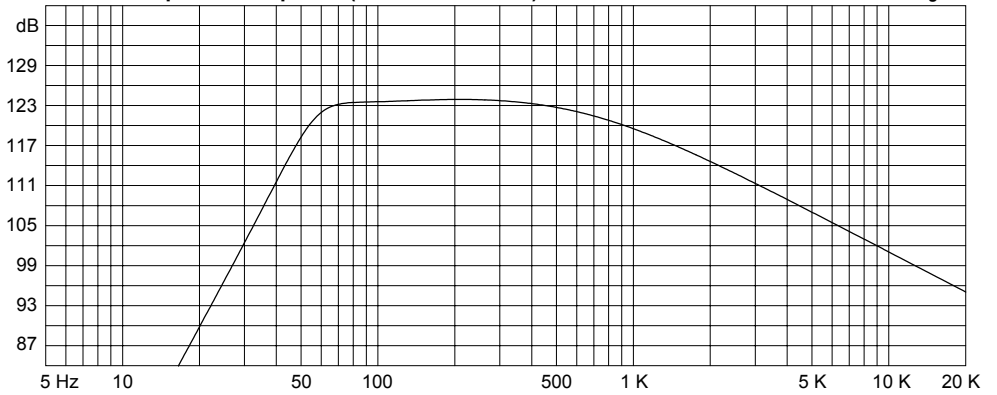
Normalized Amplitude Response (dB-SPL/Hz)

Eminence Designer



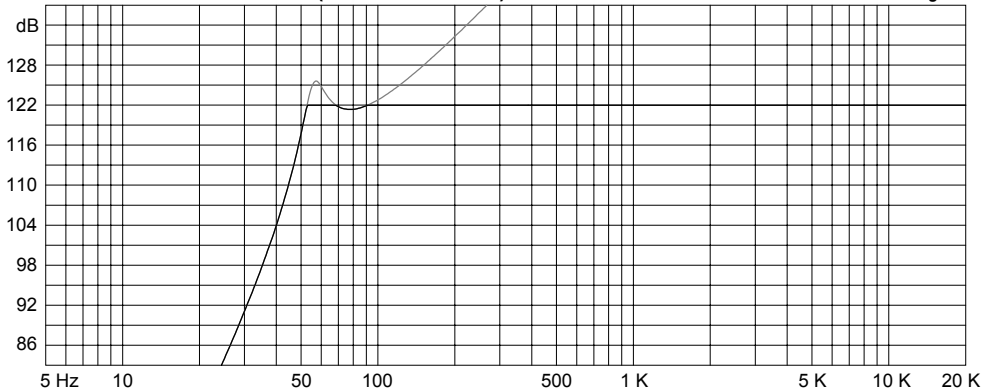
Custom Amplitude Response (dB-SPL/Hz at 1 m) with 600 watts

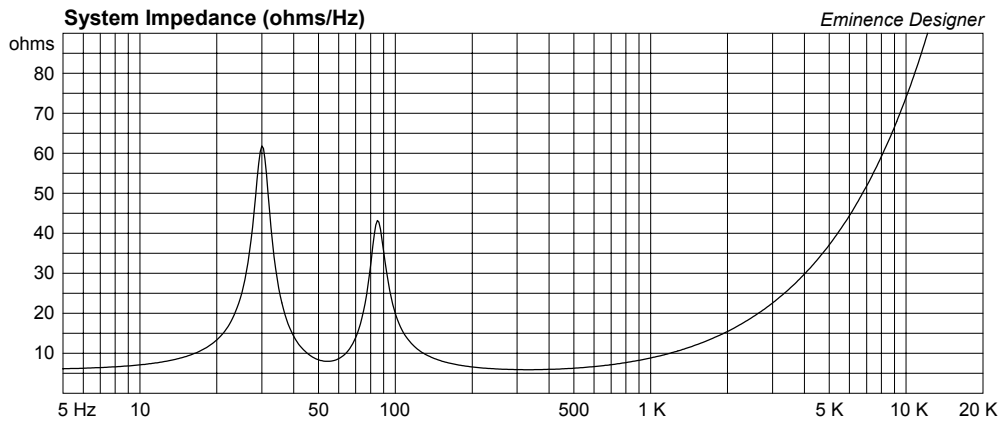
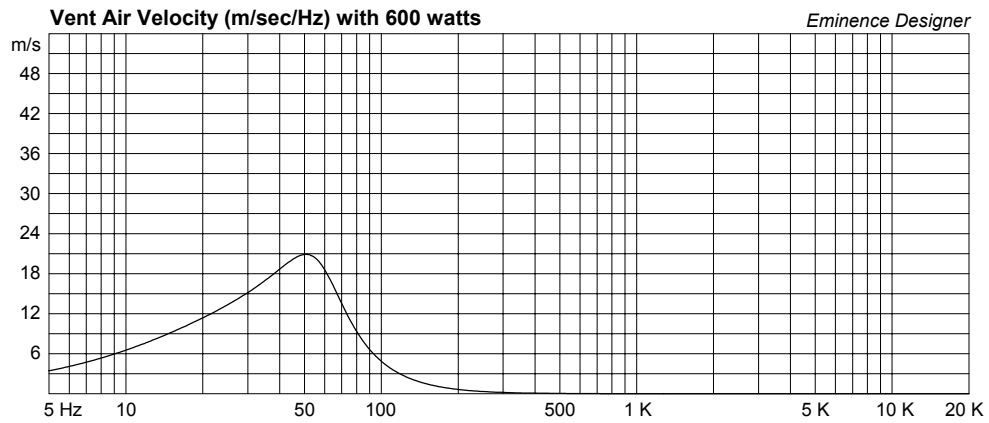
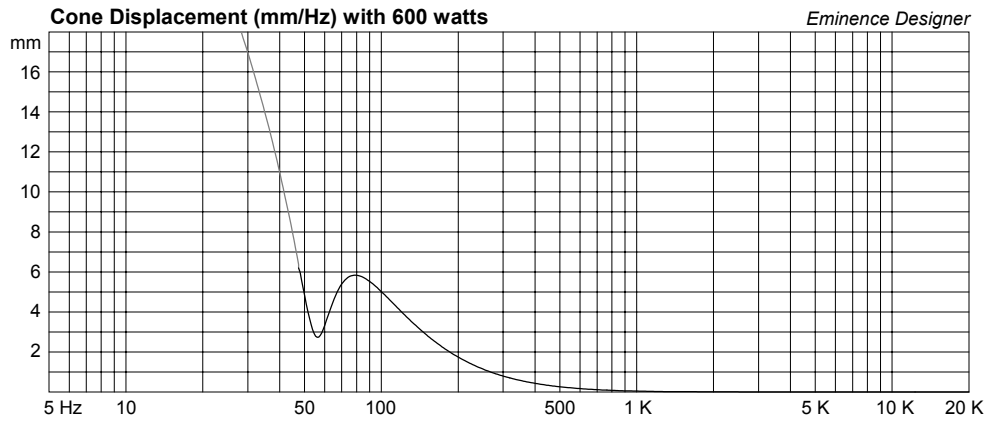
Eminence Designer



Maximum Acoustic Power (dB-SPL/Hz at 1 m)

Eminence Designer





DefiniMax4012HO Small Sealed Floor Monitor or Mid

By Jerry McNutt, Eminence Speaker LLC

Limited to 450 Watts; F3 of 108 Hz. Use a steep high pass filter set to 120 Hz or higher. Not for full range use.

Box Properties

--Description--

Name:

Type: Closed Box

Shape: Prism, square

--Box Parameters--

Vb = 0.916 cu.ft

V(total) = 0.916 cu.ft

Qtc = 0.519

QL = 19.94

F3 = 108.2 Hz

Fill = heavy

Driver Properties

--Description--

Name:

Type: Standard one-way driver

--Configuration--

No. of Drivers = 1

--Driver Parameters--

Fs = 45.98 Hz

Qms = 5.74

Vas = 59.42 liters

Xmax = 6.2 mm

Sd = 552 sq.cm

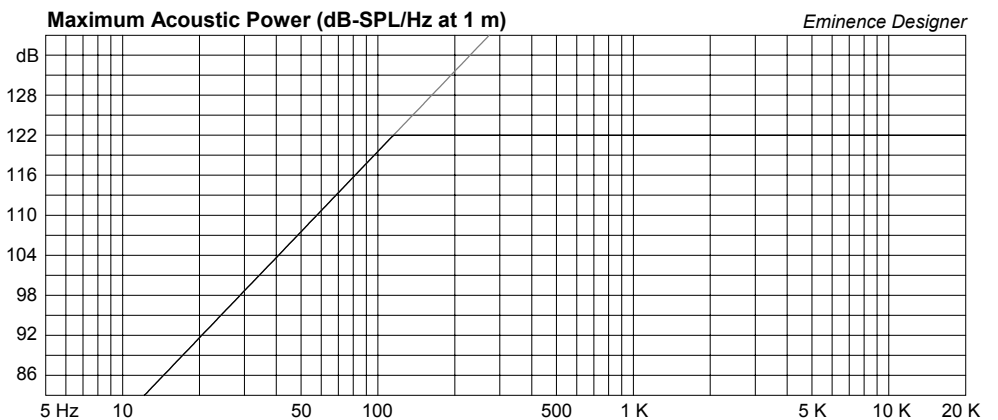
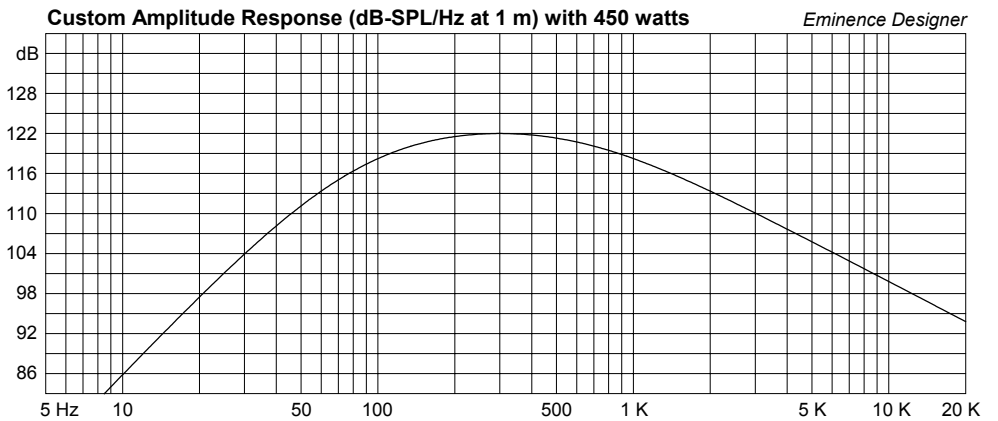
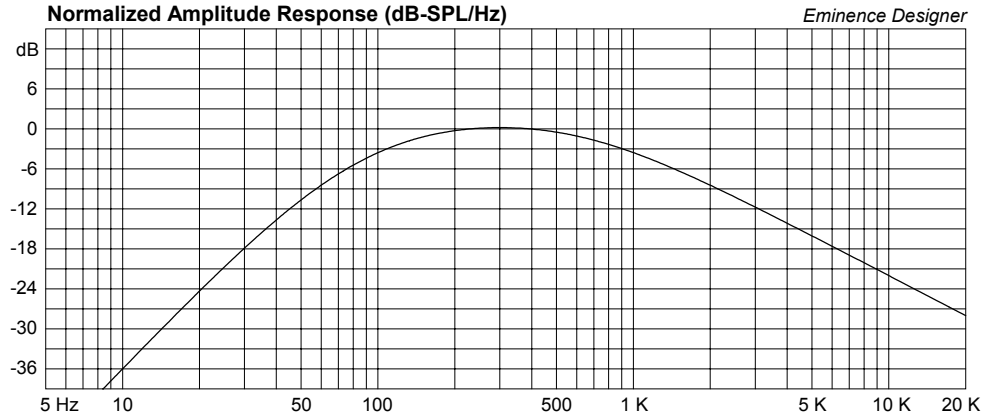
Qes = 0.38

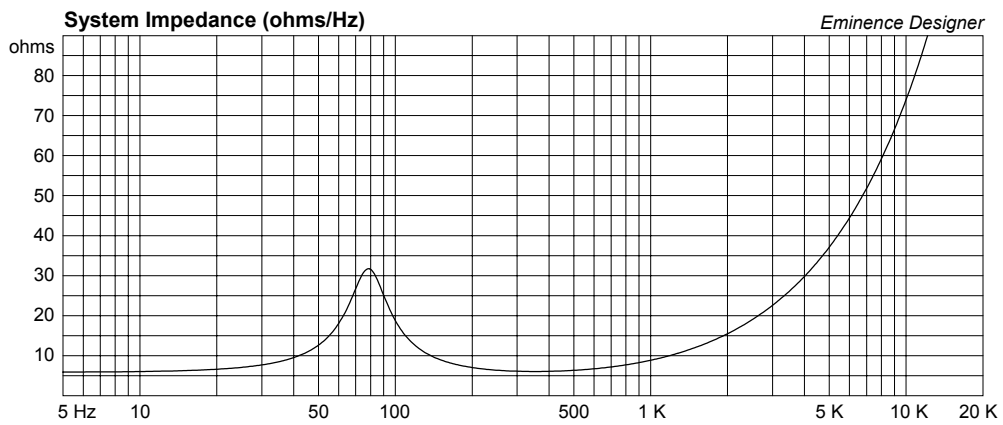
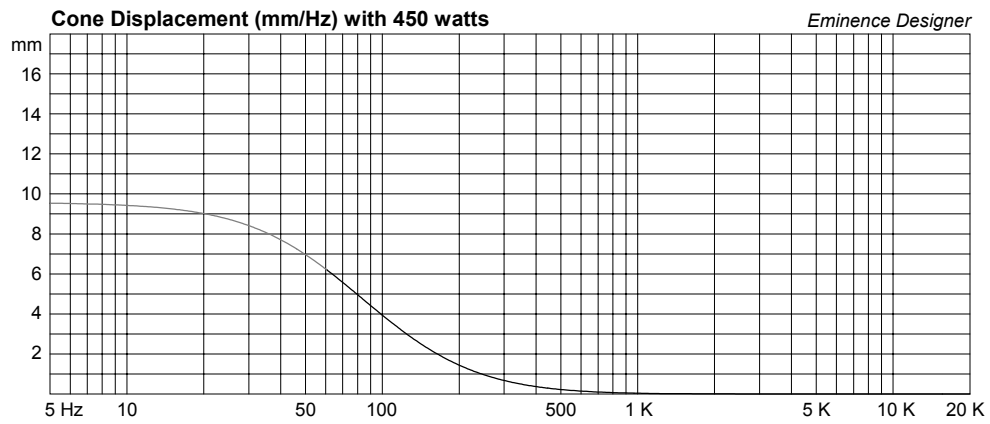
Re = 5.85 ohms

Le = 1.17 mH

Z = 8 ohms

Pe = 600 watts





DefiniMax4012HO Small Vented Hi Pwr Monitor or FR PA

By Jerry McNutt, Eminence Speaker LLC

Thermally limited to 600 Watts; F3 of 60 Hz. Use a steep High Pass filter set to 50 Hz.

Box Properties

--Description--

Name:

Type: Vented Box

Shape: Prism, square

--Box Parameters--

Vb = 1.1 cu.ft

V(total) = 1.299 cu.ft

Fb = 60 Hz

QL = 7

F3 = 60.38 Hz

Fill = minimal

--Vents--

No. of Vents = 2

Vent shape = round

Vent ends = one flush

Dv = 3 in

Lv = 6.439 in

Driver Properties

--Description--

Name:

Type: Standard one-way driver

--Configuration--

No. of Drivers = 1

--Driver Parameters--

Fs = 45.98 Hz

Qms = 5.74

Vas = 59.42 liters

Xmax = 6.2 mm

Sd = 552 sq.cm

Qes = 0.38

Re = 5.85 ohms

Le = 1.17 mH

Z = 8 ohms

Pe = 600 watts

